
















PAINTING

EYFS	Year 1	Year 2	Year 3	Year 4	Year 5	Year 6
Throughout the year children will work in a range of mediums and styles led by the interests of the children.	<p><u>Seasonal Paintings</u> (links to geography) Children will paint a series of pictures to represent the seasons</p>	<p><u>Buildings Silhouettes</u> (links to history) Children will paint a representation of the great fire of London</p> 	<p><u>Stone Age</u> (links to history and science - rocks & soils) Children will paint using alternative tools and materials. For example, including hands, twigs, mud, ground chalk, charcoal</p> 	<p><u>Georgia O'Keeffe Flower paintings</u> (links to science) Children will sketch and paint flowers from observations and from looking at Georgia O'Keeffe's work.</p> 	<p><u>David Hockney Abstract Landscapes</u> (links to geography - rivers)</p> 	<p><u>Figurative Art</u> (links to history) Children will paint their own figurative Mayan art pictures</p> 

3D SCULPTURE

Year 1	Year 2	Year 3	Year 4	Year 5	Year 6
<p><u>Andy Goldsworthy Transient Art</u> Children used found materials to make 3D pictures.</p> 	<p><u>Eddie Martinez 3D Junk Modelling (paper)</u> Children look at the artist's work then plan create their own sculpture in his style</p> 	<p><u>Shaun Tan Clay Sculpture</u> Children look at the sculpture of Shaun Tan in The Singing Bones then create their own fairy tale character</p> 	<p><u>Roman Mosaics Clay or paper</u> Children design and make their own simple mosaic – could use pixel art to help</p> 	<p><u>Alberto Giacometti Sculpture Wire and foil</u> Children examine the work of Giacometti and create their own sculpture</p> 	<p><u>Coil pot building (links to the Greeks)</u> Children observe and sketch Greek pots before designing and making their own using coil technique</p> 

MIXED MEDIA

<p><u>Simple Print making</u> Children collect objects and them into plasticine to create plates/prints (relief printing).</p> 	<p><u>Yayoi Kusama</u> Children look at the artist's work and then explore and make their own picture using printing or stickers</p> 	<p><u>Rousseau</u> (links to science – Biomes) Collage/Printing. Children make their own printing stamps using foam board to create their own picture</p> 	<p><u>William Morris</u> Looking at the floral designs of William Morris children design and make their own using printing techniques on fabric</p> 	<p><u>Joseph Cornell</u> (Links to geography) Mixed media Children create mixed media artwork using print and collage to create a work with 3D elements</p> 	<p><u>Escher – mixed media</u> Children create artwork in response to Escher's work: this could include drawn tessellation, digital printing, printing, photography Children may choose to use a 3D element</p> 
--	---	---	---	---	---